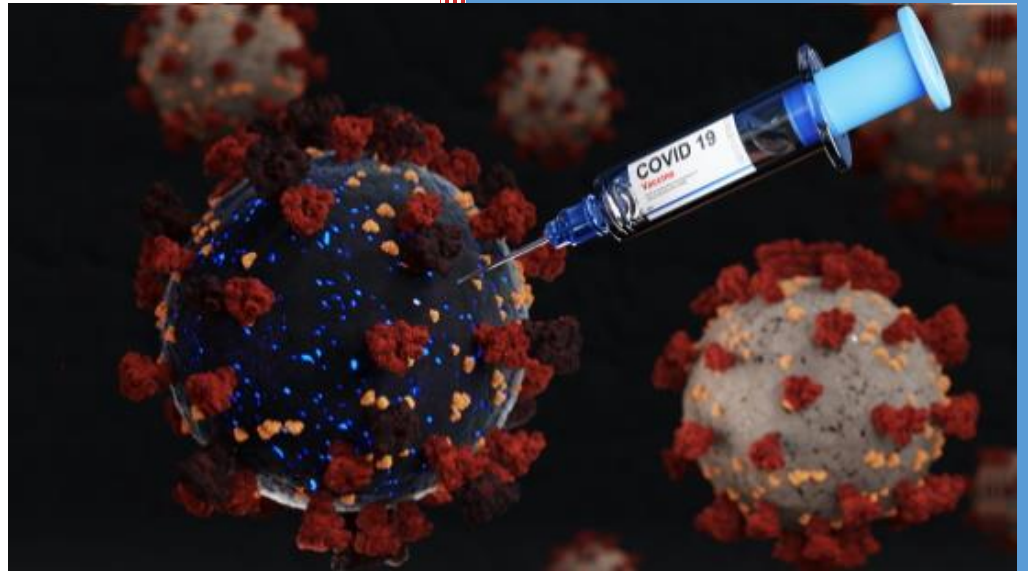


2021

Brown County Health Department
Annual Report



Brown County Health Department Board of Health

Barbara Miller

President

Nancy Kropp

Sharon Teefey

Rick Zimmerman

Dr. Andrew McEntee

Susie Woodward

Dr. Jennifer Schroeder

Vickie Shoopman

Dr. Michael Gadson

Richard Young

Dear Residents of Brown County,

I'm very excited to have taken over the role of Administrator of the Brown County Health Department this year. I've assisted the previous Administrator over the past couple of years, and it's been a real pleasure to work with this great community.

As you all know, it's been a tumultuous time for public health as we are more than two years into the Covid-19 pandemic. As I write this, things seem to be on the right track. Case numbers are going down and vaccinated numbers are going up. If we can continue this trajectory, we may well be on our way to the "new normal" as we learn to live with the ups and downs of a virus that may likely never disappear completely.

The staff of the Brown County Health Department have worked tirelessly over the past two years to keep the community healthy. 2021 was a nice shift in focus from testing and case work to also providing vaccinations to the community. We saw the vaccine expansion of eligibility from healthcare workers and immunocompromised at the start of 2021 to all adults and children ages five and older by the end of 2021. It is empowering to know we can offer hope and protection to the residents of Brown County.

As everyone is ready for a return to normal, the health department is also working to shift focus and spend more time on our core programming as we did pre-covid. We have continued to offer our "regular" services in a somewhat limited capacity throughout the pandemic restrictions, but we look forward to seeing more clients in person in the coming year.

The Brown County Health Department is please to present this 2021 Annual Report to the Citizens of Brown County.

Sincerely,

Betty Coonrod

Betty Coonrod, RN, BSN, MPH

Public Health Administrator





Services

The ongoing Covid pandemic continued to hinder our ability to offer in person services. Through flexibility and adapting to the circumstances, we were still able to safely provide necessary services to our community. WIC numbers continued to take the largest hit due to disinterest in the program, likely because of increased SNAP funding and increased unemployment check amounts. As these outside benefits ended, we've started to see increased participation in our programs.

Services Provided	2019	2020	2021
Hypertension Screening	166	103	46
Allergy Injections	48	75	48
Other Injections	30	42	20
Hemoglobin	88	45	36
Lead	52	26	36
Labwork	407	312	329



Immunizations	2019	2020	2021
Dtap	12	6	14
Tdap	36	30	17
Td	1	0	0
IPV	1	0	2
MMR	17	3	14
HIB	46	28	24
HBV	3	3	2
HAV	24	17	17
HPV	15	14	4
Varicella	13	5	12
Pediarix	39	24	16
PCV	39	25	26
MCV4	22	16	14
Pediatric Flu	476	35	26
Adult Flu		211	285
Proquad MMRV	10	5	7
Rotavirus	8	13	3
Kinrix	13	5	11

Disease Report	2019	2020	2021
Chlamydia	3	5	2
Histoplasmosis		2	0
Campylobacteriosis		2	1
Chicken Pox		3	0
Gonorrhea	0	1	3
Bat exposure	3	3	0
Salmonella	0	0	2



TB Services	2019	2020	2021
TB Skin Tests	96	37	93
TB Chest Xrays	1	0	0

WIC (Women, Infants, Children)	2019	2020	2021
WIC Certifications	114	56	58
WIC Follow-ups	139	103	38
WIC Individual Nutrition	0	0	61



Vision and Hearing	2019	2020	2021
Vision Tests	44	0	0
Vision Referred	2	0	0
Hearing Tests	64	0	0
Hearing Referred	0	0	0

Family Case Management	2019	2020	2021
FCM Pregnant	7	3	8
FCM Infants	7	7	10
EPDS -PN	11	3	1
EPDS - PP	18	6	7
ASQ	35	10	11



Family Planning	2019	2020	2021
Total Counseled	8	1	2
Total Referred	8	1	2
Total Tests	8	1	2

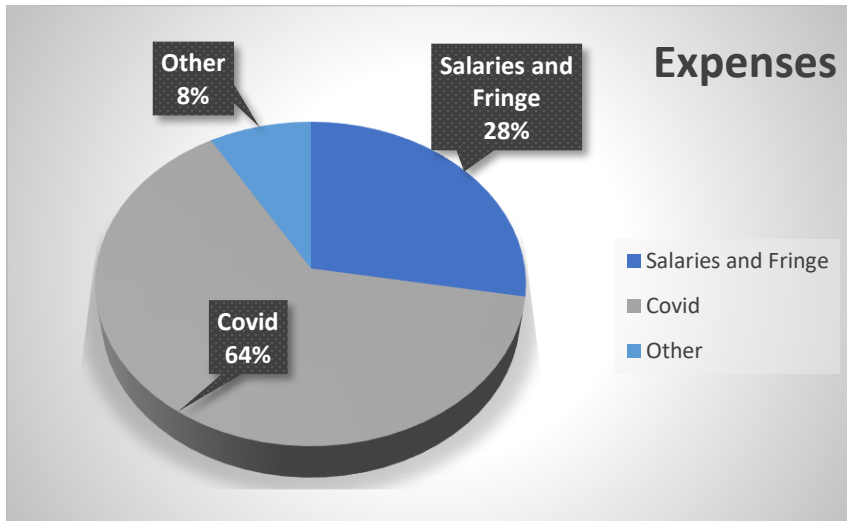
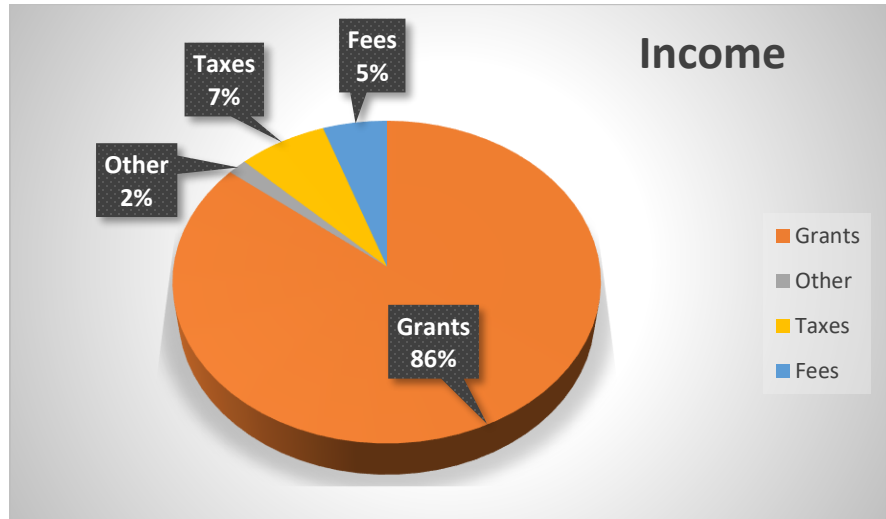
Lice	2019	2020	2021
Lice Screens	67	13	35
Lice Cases	7	7	2

Covid Vaccines	2021
Moderna COVID-19 Vaccine	4879
Janssen (J&J) COVID-19 Vaccine	219
Pfizer-BioNTech COVID-19 Vaccine	387
Pfizer-BioNTech COVID-19 Vaccine (EUA labeled) COMIRNATY (BLA labeled), pediatric ages 5-11 years	22



Income and Expenses

Income	
Grants	583205.95
Other	10828.26
Taxes	49838.67
Fees	36050.69
Total	679923.57



Expenses	
Salaries and Fringe	181740.36
Covid	417773.29
Other	55105.82
Total	654619.47